

5-15-2008

Digitizing Archival Collections: The Western Round-Up Student Newspaper Project

Elias Tzoc Caniz

Jacky Johnson

Follow this and additional works at: <https://corescholar.libraries.wright.edu/ovgtsl>

Repository Citation

Caniz, E. T., & Johnson, J. (2008). Digitizing Archival Collections: The Western Round-Up Student Newspaper Project. .
<https://corescholar.libraries.wright.edu/ovgtsl/4>

This Presentation is brought to you for free and open access by the Local and Regional Organizations at CORE Scholar. It has been accepted for inclusion in Ohio Valley Group of Technical Services Librarians by an authorized administrator of CORE Scholar. For more information, please contact corescholar@www.libraries.wright.edu, library-corescholar@wright.edu.

Digitizing Archival Collections: The Western Round-Up and Western Weekly Student Newspapers

OVGTSL 2008 Annual Conference

May 15, 2008

[1930 - 1971]



The WESTERN  ROUND-UP
STUDENT NEWSPAPER

Miami University Libraries - Digital Collections

[1971 - 1974]

Western A Newsletter and Calendar For the College Community	Published Every Friday Of the Academic Year	Weekly	An online collection of the newspaper created after the publication of the Western Roundup concluded.
			Miami University Libraries - Digital Collections

<http://digital.lib.muohio.edu/roundup>



MIAMI
UNIVERSITY

Presenters:

Jacky Johnson
Western College Archivist

Elías Tzoc
Digital Initiatives Librarian

Overview

1. Background Information
 - 1.1. Western College History
 - 1.2. Patron Request and Access
 - 1.3. Technology and History
 - 1.4. Communication and Customer Service

2. Building the Digital Collections (databases)
 - 2.1. Digitization
 - 2.2. Web-interface (CONTENTdm)
 - 2.3. Western Weekly
 - 2.4. What's next?

3. Questions

Background and History

- Western College Memorial Archives is dedicated to acquiring and preserving materials related to Western College for Women (1853-1974) history.
- The Western Round-Up newspaper was published by the students from 1930-1971.
- When the College closed in 1974 the only way to access the newspaper was microfiche or a visit to the archives. There was no online access.



Patron Request

- This database was created because patrons Western Alumnae were requesting online access to the newspapers.
- Patrons were in disbelief when told that there was no access and in some cases did not want to consider using microfiche.
- Western Alumnae/Patron took the lead in requesting the Western Round-Up newspaper database.

Access

- This newspaper documented the events and news of Western College for Women.
- It was important to digitize the collection to give researchers and alumnae access.
- Digitization of this collection also placed the collection in digital and a permanent format.



Technology and History

- Technology changed the and improved the access to end-users.
- This database improved communication between the Archivist and the Western Alumnae, researchers of Women studies and current students at Miami University as well as other researchers.

Communication

- When you allow patrons access it opens lines of communication and brings in new users to the collection.
- Patrons can do more independent research by using the database themselves and not having to rely on the Archivist to research their inquiry primarily by having to use the newspapers in the Archives.



January 1 - May 13 2008

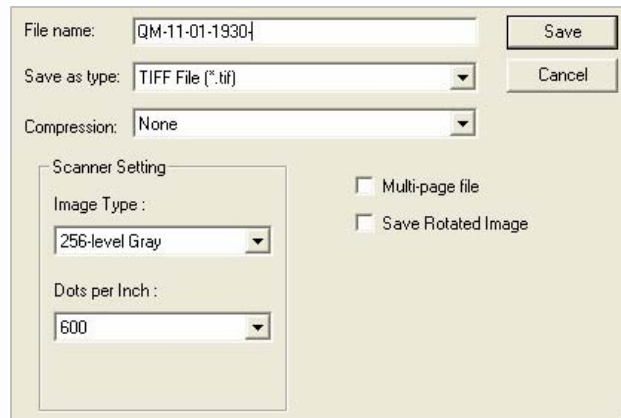
Customer Service for Patrons

- Patrons are happier and are able to conduct research their own genealogy inquiries.
- Libraries and Archivist must collaborate and continue to explore new avenues of accessibility to their archival collections.
- Customer Service is giving the patrons what they are requesting in the ways that are best for them to help to promote your organization.

Digitization

1. Scanning microfilm into TIFF files

- * Canon Microfilm Scanner 300
- * Capture Perfect 1.0

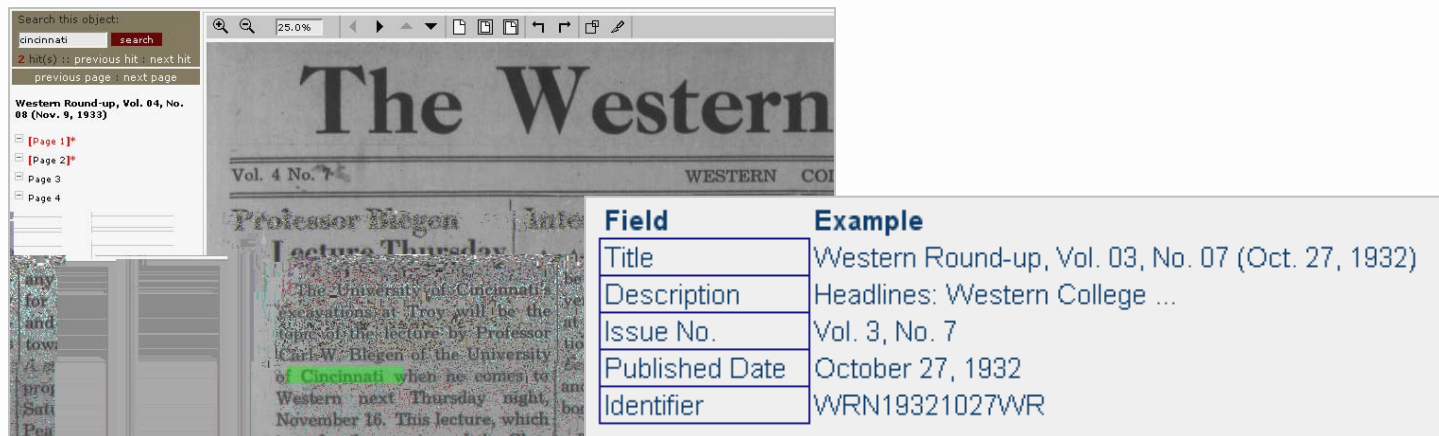


2. Processing TIFF files in Photoshop

Clean up the images by cropping out the black areas and content on the adjacent page and keeping the same width and height for all images in one issue.

Digitization

3. Perform OCR on processed TIFF files and upload to CONTENTdm



The screenshot shows a digital interface for a newspaper page. The main title is "The Western". Below it, it says "Vol. 4 No. 7" and "WESTERN COLLEGE". The main headline is "Professor Blegen to give lecture Thursday". Below that, it says "The University of Cincinnati's...". A metadata table is overlaid on the right side of the page.

Field	Example
Title	Western Round-up, Vol. 03, No. 07 (Oct. 27, 1932)
Description	Headlines: Western College ...
Issue No.	Vol. 3, No. 7
Published Date	October 27, 1932
Identifier	WRN19321027WR

4. Approve uploaded files and edit metadata

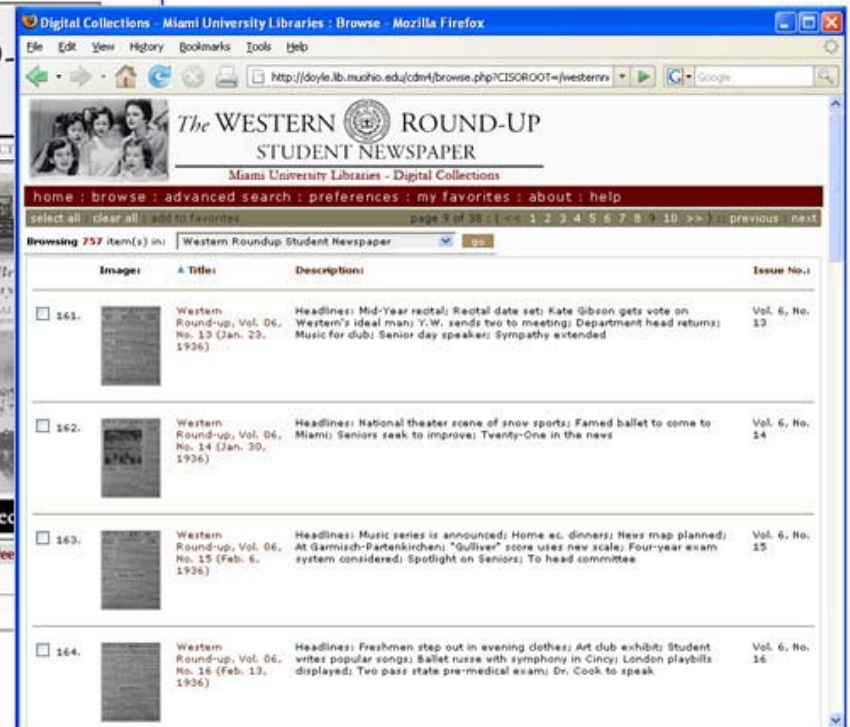
Field Name	Content
Subject	Newspaper
Publisher	Western College
Repository	Miami University Western College Memorial Archives
Digital Date	2006
Digital Publisher	Miami University Libraries-Digital Library Program
Copyright	Copyright Miami University Libraries
Collection Name	Western Round-Up Student Newspaper

Web-interface (CONTENTdm)

1. Splash page and header
2. Browsing and metadata display



<http://doyle.lib.muohio.edu/cdm4/westernnews/>



<http://doyle.lib.muohio.edu/cdm4/browse.php>

Web-interface (CONTENTdm)

3. Searching (item and collection levels)
4. Image and complete metadata display

The screenshot displays the CONTENTdm web interface within a Mozilla Firefox browser window. The browser's address bar shows the URL: <http://doyle.lib.muchio.edu/content/results.php?CISOOPI=all&CISOBXX>. The page title is "Digital Collections - Miami University Libraries - Search Results".

The main content area features a search results table with the following columns: "Image", "Title", and "Description". The results are filtered for the year range "1930-1939".

Image	Title	Description
	Question Mark, Vol. 01, No. 01 (Oct. 4, 1930)	Headlines: Meet the Question Mark; Munde
	Question Mark, Vol. 01, No. 02 (Oct. 11, 1930)	Headline: College Day
	Question Mark, Vol. 01, No. 03 (Oct. 18, 1930)	Headline: Fresh Succumb to Sophs in Annu

To the right of the search results, there is a search box and navigation links: "previous page" and "next page". Below the search box, the selected item is identified as "Question Mark, Vol. 01, No. 01 (Oct. 4, 1930)". A list of page numbers (Page 1, Page 2, Page 3, Page 4) is visible, with Page 1 selected.

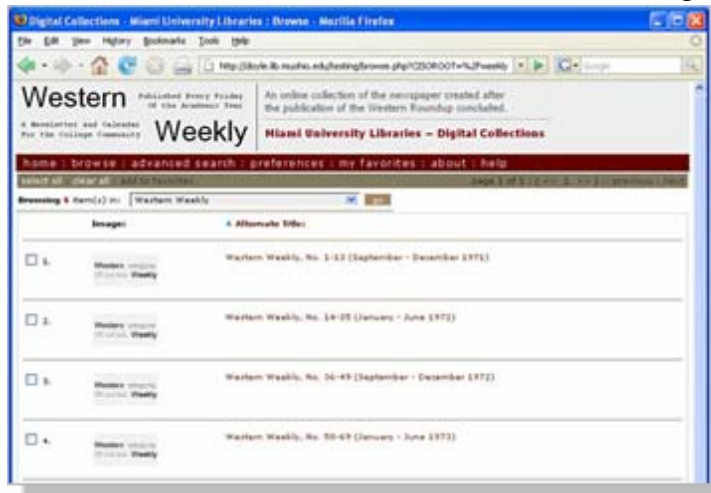
The right-hand pane shows a preview of the selected newspaper page, titled "The Question Mark". The page content includes the headline "Meet the Question Mark" and a sub-headline "Munde Conference". Below the page preview, a detailed metadata section is displayed:

Title	Question Mark, Vol. 01, No. 01 (Oct. 4, 1930)
Published Date	October 4, 1930
Decade	1930-1939
Description	Headlines: Meet the Question Mark; Munde conference
Issue No.	Vol. 1, No. 1
Publisher	Western College
Identifier	WRN19301004QM
Repository	Miami University Western College Memorial Archives, Oxford, Ohio
Digital Date	2006
Digital Publisher	Miami University Libraries-Digital Library Program
Copyright	Copyright Miami University Libraries
Collection Name	Western Round-Up Student Newspaper
Type	Text

[View image and metadata](#)

Western Weekly

1. File conversion (TIFF > DjVu)



<http://doyle.lib.muohio.edu/cdm4/weekly/>

2. PROs

- * file size
- * zoom and pan
- * customization flexibility
- * open source



Western Weekly

3. CONs

- * not full-text searchable
- * not supported by CONTENTdm
- * lossy at its highest compression
- * requires a plug-in

The screenshot displays the 'Western Weekly' digital collection interface. The main header includes the title 'Western Weekly', the publication schedule 'Published Every Friday Of the Academic Year', and the location 'Miami University Libraries - Digital Collections'. A navigation bar at the top contains links for 'home', 'browse', 'advanced search', 'preferences', 'my favorites', 'about', and 'help'. Below this, there are links for 'menu off', 'add document to favorites', 'add page to favorites', 'reference url', and 'back to results previous next'. The left sidebar lists the contents of 'Western Weekly, No. 1-13 (September - December 1971)', including individual numbers and pages. The main content area shows a preview of a page with text and a large graphic. A 'Zoom 50%' dropdown is visible. A modal dialog box titled 'Opening 1.djvu' is open in the center, displaying the file name '1.djvu', its source 'http://doyle.lib.muohio.edu', and options for how to handle the file: 'Open with Document Viewer (default)', 'Save to Disk', and 'Do this automatically for files like this from now on.' The dialog has 'Cancel' and 'OK' buttons. At the bottom, a metadata table is partially visible.

Title	Western weekly: a newsletter and calendar for the college community
Alternate Title	Western Weekly, No. 1-13 (September - December 1971)
Includer	No. 1 (Sept. 24, 1971)-No. 13 (Dec. 15, 1971)
Frequency	Weekly during the academic year

What's next?

1. Article segmentation
2. Metadata at article levels
3. Index of people, places, etc
4. Usability test



Questions?

Thanks!