

## Composition, Population Structure and Regeneration Potential of Tree Species in Oak-Dominated Mixed Forests of Rajouri District in Jammu and Kashmir, India

Mohd Junaid Jazib

*Govt Degree College Rajouri, Jammu and Kashmir (India), junaidjazib@gmail.com*

Javed Manzoor

*Govt Degree College Mendhar, Poonch*

Follow this and additional works at: <https://corescholar.libraries.wright.edu/jbm>



Part of the [Agriculture Commons](#), [Biodiversity Commons](#), and the [Population Biology Commons](#)

---

### Recommended Citation

Jazib, M., & Manzoor, J. (2021). Composition, Population Structure and Regeneration Potential of Tree Species in Oak-Dominated Mixed Forests of Rajouri District in Jammu and Kashmir, India, *Journal of Bioresource Management*, 8 (4).

ISSN: 2309-3854 online

(Received: Jul 11, 2021; Accepted: Sep 23, 2021; Published: Dec 31, 2021)

This Article is brought to you for free and open access by CORE Scholar. It has been accepted for inclusion in *Journal of Bioresource Management* by an authorized editor of CORE Scholar. For more information, please contact [library-corescholar@wright.edu](mailto:library-corescholar@wright.edu).

---

## Composition, Population Structure and Regeneration Potential of Tree Species in Oak-Dominated Mixed Forests of Rajouri District in Jammu and Kashmir, India

© Copyrights of all the papers published in Journal of Bioresource Management are with its publisher, Center for Bioresource Research (CBR) Islamabad, Pakistan. This permits anyone to copy, redistribute, remix, transmit and adapt the work for non-commercial purposes provided the original work and source is appropriately cited. Journal of Bioresource Management does not grant you any other rights in relation to this website or the material on this website. In other words, all other rights are reserved. For the avoidance of doubt, you must not adapt, edit, change, transform, publish, republish, distribute, redistribute, broadcast, rebroadcast or show or play in public this website or the material on this website (in any form or media) without appropriately and conspicuously citing the original work and source or Journal of Bioresource Management's prior written permission.

## COMPOSITION, POPULATION STRUCTURE AND REGENERATION POTENTIAL OF TREE SPECIES IN OAK-DOMINATED MIXED FORESTS OF RAJOURI DISTRICT IN JAMMU AND KASHMIR, INDIA

MOHD JUNAID JAZIB<sup>1</sup> AND JAVED MANZOOR<sup>2</sup>

<sup>1</sup>Govt Degree College Rajouri, Jammu and Kashmir (India)

<sup>2</sup>Govt Degree College Mendhar, Poonch

Corresponding author's email: junaidjazib@gmail.com

### ABSTRACT

The study was carried out to explore the diversity and regeneration potential of tree species in mixed Oak forests of Rajouri district of Jammu and Kashmir (India). A total of 20 tree species were recorded from the area dominated by various species of oak particularly *Quercus leuchotrichophora*. *Quercus leuchotrichophora* shows maximum values of density, basal cover and IVI. In different localities, it has different groups of associates like *Q. floribunda*, *Q. semecarpifolia*, *Q. glauca*, *Buxus wallichiana*, *Pinus roxburghii*, *Aesculus indica*, *Rhododendron arboreum*, etc. Majority of the species show very poor regeneration and thus demands for immediate implementation of appropriate conservation strategies.

**Keywords:** Forest, regeneration, oak, ecology, population dynamics.

### INTRODUCTION

Trees provide the overall physical building blocks of habitat in a forest ecosystem (Singh et al., 2016; Malik et al., 2016). A forest crop, majorly represented by its tree species, continues its growth and rejuvenation through the addition of newer individuals. Every living organism tends to expand its population and thus continues its existence through its succeeding generations. Population refers to the number of individuals of a species in an area at a specific point of time. The share of various age-groups in a population defines its reproductive status and also indicates its future course (Odum, 1971). Plant species maintain and increase their populations through the process of regeneration (through natural process of seed dispersal) which is the key ecological phenomenon in any community. Natural regeneration is an essential process for preservation of biodiversity and good health of an ecosystem.

Natural regeneration of tree species is mainly determined by the production and germination of seeds and

establishment of new recruits that is seedlings and saplings (Rao, 2008). It is affected by environmental factors and anthropogenic pressures prevalent in a region. Demographic variables such as mortality, growth rates, recruitment of seedlings, etc. describe the population dynamics of a plant community (Watkinson, 1997) and determine its current status and future regeneration potential. Presence of sufficient number of seedlings and saplings indicates good regeneration behavior of a particular species. Inadequate number of seedlings, saplings and young trees in a population depicts poor regeneration whereas absence of seedlings and saplings indicates no regeneration. Regeneration behaviour of various tree species in a forest regulates its composition in space and time (Henle et al., 2004). Reliable information on regeneration trends of woody species in a plant community not only helps in predicting the future composition of a crop but also provides basis for effective forest management and conservation.

Oak-dominated forests form an important group of vegetation in the

Himalayas. Besides their huge ecological significance, they are also found closely associated with the socio-economy of the locals. However, under the influence of increased anthropogenic pressure and possible climate change-related stresses, these forests are fast shrinking in terms of area, density and diversity.

Although sufficient literature exists on ecological attributes including population dynamics of various types of vegetation in other parts of the Himalayas, little or no such information is available on Oak-dominated mixed forests of Jammu and Kashmir. Various species of oak and its associate tree species abundantly grow on the southern slope of the Pir Panjal Himalayan range in Jammu and Kashmir. They form an important group of vegetation and represent temperate broadleaved forests in the state. Like most of mountain forest ecosystems (Krauchii et al., 2000), these forests are also faced with the problem of poor regeneration. The present study was undertaken with an aim to explore and describe the population structure and regeneration potential of major tree species in Oak-dominated plantations of Rajouri forest division (which forms part the Pir Panjal range) in Jammu and Kashmir.

## MATERIAL AND METHODS

### *Study Area*

Rajouri district of Jammu and Kashmir in India forms part of the mighty Pir Panjal Himalayan range. It lies between 30° 50'N and 33° 30'N latitude and 70° E and 74° 10'E longitude with an altitudinal range from 370-6000 m above sea level, spreading over an area of 2630 sq km. Topography of the district varies from plains or gentle slopes to hilly and very hilly. The region is drained by numerous perennial rivers originating from northern snow-capped mountains. Climate is generally mild. It is warmer in lower plains and cold with heavy snowfall in

higher and mountainous parts. Average temperature varies from 7.42 to 37.4 degree Celsius. Higher reaches support characteristic alpine vegetation whereas lower slopes exhibit rich coniferous and broadleaved forests between 1000 m to 3000 m elevations. The district has 48.48% of its geographic area under forest cover (Anonymous, 2009) that supports a good deal of biodiversity including several endemic plant and animal species.

From Forest Management point of view district Rajouri falls under the Western Circle and is divided into two divisions namely Nowshera Forest Division and Rajouri Forest Division. Rajouri Forst Division, where this study was undertaken, comprises of three territorial ranges viz., Kalakote Forest Range, Rajouri Forest Range and Kandi Forest Range. About 14% of Rajouri Forest Division is comprised of broadleaved forests with Oak as the principal species (Anand, 2014).

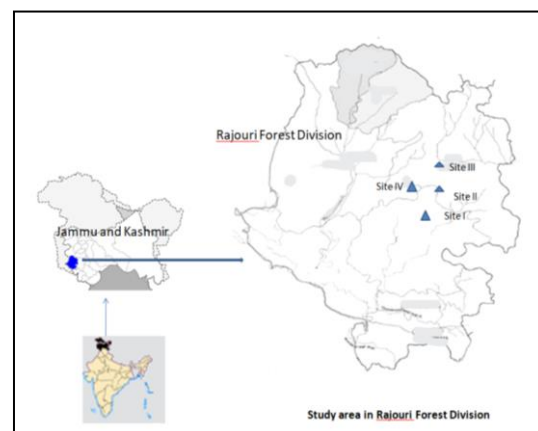


Figure 1: Map of study area.

### *Sampling*

After the preliminary survey during 2018-19, four forest sites representing all the three territorial ranges of Rajouri forest division, were selected for data collection (Table 1). Plots of 10 ha (1000 m x 1000 m) in size, visually representatives of overall vegetation of the area, were delineated for detailed study. 20 quadrats of 20 m x 20 m size were laid randomly at each forest site for analysis of the

vegetation. Nested quadrats of 1 m x 1 m and 5 m x 5 m were used for seedlings and saplings respectively. Circumference at breast height (CBH =1.37 m) was taken for the calculation of tree basal area. Plants with circumference less than 10 cm, 10-30 cm and above 30 cm were considered seedlings, saplings and trees respectively.

### **Vegetation Analysis**

The dominance of the plant species was determined by the Importance Value Index (IVI) of species. The value of IVI was computed by summation of the values of the relative frequency, relative density and relative dominance (Curtis and McIntosh, 1950; Mishra, 1968). Basal cover is considered as the portion of ground surface occupied by a species (Greig-Smith, 1983) and it was calculated by using the following formula: Tree basal area =  $(G)^2 / \pi$ ; Where, G is girth of tree at 1.37 m  $\pi$  is equal to 3.14; Total basal cover= Density x Tree basal area.

### **Regeneration Status**

Regeneration status of individual tree species was determined on the basis of their quantitative potential at different age classes in the following manner:

- Good regeneration, if seedlings > saplings > adults;
- Fair regeneration, if seedlings > or < saplings < adults;
- Poor regeneration, if the species survives only at sapling stage, but no seedlings (saplings may be >, < or = adults).
- No regeneration, if a species is present only in adult form.
- New regeneration, if the species has no adults but only seedlings or saplings.

## **RESULTS AND DISCUSSION**

### **Community Composition**

A total of 20 tree species were recorded from the study area (Table 1). *Quercus leuchotrichophora* was the main dominant species. It showed highest values of frequency (100%), density (420 to 560 trees/ha, excluding seedlings) basal cover (55.61 m<sup>2</sup>/ha to 87.49/ha m<sup>2</sup>) and IVI (148.410 to 167.248). Other species of Oak present in the region were *Quercus floribunda*, *Quercus semecarpifolia* and *Quercus glauca*. *Buxus wallichiana* Baill, *Quercus floribunda* and *Quercus semecarpifolia* followed in terms of IVI at various sites. Total density ranged from 770 to 975 individuals/ha whereas total basal area was between 88.84 and 133 m<sup>2</sup>/ha.

*Quercus leuchotrichophora* was dominant in the entire study area but has different groups of associates in different localities like *Pinus roxburghii* (IVI=11.941), *Xanthoxylum aratum* (IVI=9.004), *Morus alba* (IVI=10.772), etc. at site I, *Quercus floribunda* (IVI=39.216), *Lyonia ovalifolia* (IVI=9.108), *Aesculus indica* (22.882) at site II, *Quercus semecarpifolia* (IVI=11.924), *Quercus floribunda* (IVI=54.399), *Buxus wallichiana* (IVI=31.210), etc. at site III and *Quercus glauca*, *Pinus roxburghii* etc., at site IV. Several trees like *Rhododendron arboreum*, and *Pyrus pashia* etc. were present almost ubiquitously in the entire region.

Community structure, floral composition, diversity and other ecological attributes of vegetation in a region are mainly determined by its geographic location, climate, soil conditions and other environmental factors. Floral composition of the studied area is similar as reported by other workers for temperate moist forests of the western Himalayas (Singh et al., 2016, Malik et al., 2014, 2016).

**Table 1: General profile of study sites.**

Study Sites	Forest Range	Longitude/latitude	Aspect	Slope/terrain	Anthropogenic interference
<b>I. Gadyog, Khawas</b>	Kalakote	74°33'E and 33°18' N	South western	Gentle	Least disturbed
<b>II. Perinar (Jaglanoo)</b>	Kandi	74°32'E and 33°20' N	South eastern	Steep	Moderately disturbed
<b>III. Badhal Mahl</b>	Kandi	74°33'E and 33°20' N	Western	Gentle	Disturbed
<b>IV. Rehan</b>	Rajouri	74°28'E and 33°23'N	South eastern	Gentle	Disturbed

Forest area is dominated by various species of Oak, particularly *Quercus leuchotrichophora*, which is believed to be the climax species of the mid altitudes in the western Himalayas (Singh and Rawat, 2012; Troup, 1921).

### **Population Structure and Regeneration Potential**

Population structure of major trees species (with higher IVI) is summarized in Table 2. At Site I. *Quercus leuchotrichophora* showed almost an equal number of trees (210) and seedlings (211) but slightly higher number of saplings (230). *Pyrus pashia* showed a higher number of seedlings (50) and saplings (63) than trees (47). *Rhododendron arboreum* and *Quercus floribunda*, however, had very low number of seedlings and saplings (Figure 1). At site II all tree species except *Pyrus pashia* had very low number of seedlings and saplings than adult trees (Figure 2). *Quercus leuchotrichophora* had 139 seedlings and 147 saplings against 348 adult trees. *Quercus floribunda* also showed lower density of seedlings (31) and saplings (44) than its adult trees (46). *Aesculus indica* had 11 seedlings, 31 saplings against 19 trees. *Rhododendron arboreum* has highest number of trees (51) followed by saplings (34) and seedlings (18), which shows extremely poor

regeneration behavior. *Pyrus pashia*, however, had almost equal number of seedlings (40), saplings (44) and trees (41).

A comparatively better density of saplings (287) and seedlings (205) was observed for *Quercus leuchotrichophora* against its adult trees (233) at site III (Figure 3). *Buxus wallichiana* showed a density of 63 seedlings and 75 saplings against 40 trees. *Quercus floribunda*, however, had 32 seedlings, 59 saplings and 61 trees. At Site IV all the species except *Pyrus pashia* and *Pinus roxburghii* showed poor seedling density *Quercus leuchotrichophora* had 121 seedlings, 298 saplings and 262 trees (Figure 4).

Analysis of population structure of various species indicates poor or average regeneration behaviour for majority of the tree species. *Quercus leuchotrichophora* showed poor regeneration at all sites. *Rhododendron arboreum* and *Quercus floribunda* which were present at three out of four sites also showed very poor regeneration. *Pyrus pashia* and *Pinus roxburghii*, however, showed a better density of seedlings and saplings and this indicated their good regeneration potential. *Buxus wallichiana*, an endemic species with very restricted distribution in the Pir Panjal region, present at one site (Site III), showed good regeneration behavior.

**Table 2: Phytosociological characteristics of study sites.**

Species	Site I			Site II			Site III			Site IV		
	Density (per ha)	Basal cover (m <sup>2</sup> /ha)	IVI	Density (per ha)	Basal cover (m <sup>2</sup> /ha)	IVI	Density (per ha)	Basal cover (m <sup>2</sup> /ha)	IVI	Density (per ha)	Basal cover (m <sup>2</sup> /ha)	IVI
<i>Quercus leucotrichophora</i>	440	55.617	148.410	495	87.496	167.248	420	75.239	162.868	560	53.949	178.340
<i>Quercus floribunda</i>	40	4.212	16.470	90	15.274	39.216	120	16.647	54.399	-	-	-
<i>Q. semecarpifolia</i>	-	-	-	-	-	-	25	1.274	11.924	-	-	-
<i>Aesculus indica</i>	-	-	-	-	-	-	20	1.997	11.996	11	1.099	6.837
<i>Lyonia ovalifolia</i>	-	-	-	-	-	-	15	2.616	8.259	-	-	-
<i>Pyrus pashia</i>	110	1.696	27.495	95	2.723	26.122	55	1.095	19.345	53	1.141	21.845
<i>Pinus roxburghii</i>	50	1.248	11.941	-	-	-	-	-	-	112	11.386	44.652
<i>Punica granatum</i>	70	0.321	15.146	-	-	-	-	-	-	-	-	-
<i>Ficus palmata</i>	60	1.342	13.103	-	-	-	-	-	-	-	-	-
<i>Zanthoxylum armatum</i>	35	0.285	9.004	-	-	-	-	-	-	-	-	-

<i>Celtis australis</i>	35	0.642	10.772	-	-	-	-	-	-	-	-	-
<i>Morus alba</i>	10	0.103	3.676	-	-	-	-	-	-	-	-	-
<i>Melia azaderachta</i>	20	0.382	7.607	-	-	-	-	-	-	21	1.354	14.441
<i>Ulmus wallichiana</i>	20	0.464	6.476	-	-	-	-	-	-	-	-	-
<i>Buxus wallichiana</i>	-	-	-	-	-	-	115	1.465	31.210	-	-	-
<i>Quercus glauca</i>	-	-	-	-	-	-	-	-	-	115	1.465	23.174
<i>Acacia catechu</i>	-	-	-	-	-	-	-	-	-	13	2.267	10.712
<i>Rhododendron arboreum</i>	40	1.561	16.369	85	16.681	35.423	-	-	-	-	-	-
<i>Bombax ceiba</i>	20	0.536	5.329	-	-	-	-	-	-	-	-	-
<i>Grevia optiva</i>	25	0.440	8.203	-	-	-	-	-	-	-	-	-
<b>Total</b>	<b>975</b>	<b>68.84</b>	<b>-</b>	<b>840</b>	<b>133.04</b>	<b>-</b>	<b>770</b>	<b>100.33</b>	<b>-</b>	<b>885</b>	<b>72.66</b>	<b>-</b>

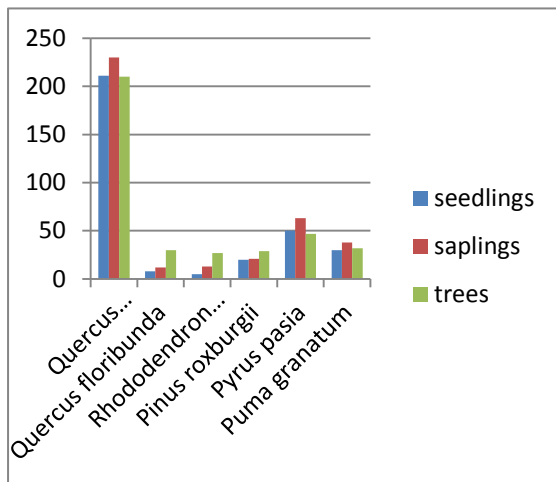


**Table 3: Density of seedlings, saplings and trees of major species.**

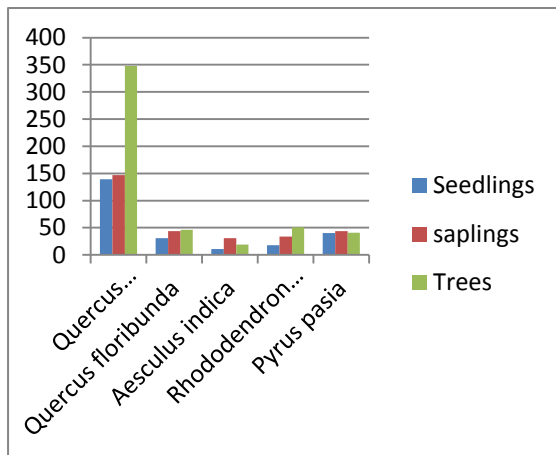
Species	Site I			Site II			Site III			Site IV		
	Seedlings	Saplings	Trees	Seedlings	Saplings	Trees	Seedlings	Saplings	Trees	Seedlings	Saplings	Trees
<i>Quercus leuchotrichiphora</i>	211	230	210	139	147	348	205	287	233	121	298	262
<i>Quercus floribunda</i>	8	12	30	31	44	46	32	59	61	-	-	-
<i>Quercus glauca</i>	-	-	-	-	-	-	-	-	-	11	39	76
<i>Pinus roxburghii</i>	20	21	29	-	-	-	-	-	-	56	61	51
<i>Pyrus pashia</i>	50	63	47	40	44	41	41	38	12	32	35	28
<i>Punica granatum</i>	30	38	32	-	-	-	-	-	-	-	-	-
<i>Aesculus indica</i>	-	-	-	11	31	19	-	-	-	-	-	-
<i>Buxus wallichiana</i>	-	-	-	-	-	-	63	75	40	-	-	-
<i>Rhododendron arboreum</i>	5	13	27	18	34	51	-	-	-	-	-	-

Bhat (2012), Ballabha et al., (2013) and Singh et al., (2016) observed much better trends of regeneration for similar forests in some other parts of the Himalayas.

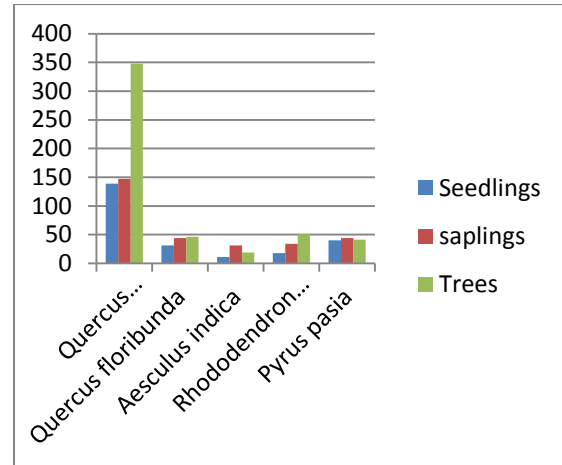
Poor regeneration of majority of the tree species including *Quercus leuchotrichophora* can be attributed to various natural as well anthropogenic factors. Among natural factors species fecundity, site conditions, climatic change etc., are very important determinants that affect seed production and dispersal of seeds as well as germination, growth and survival of the seedlings.



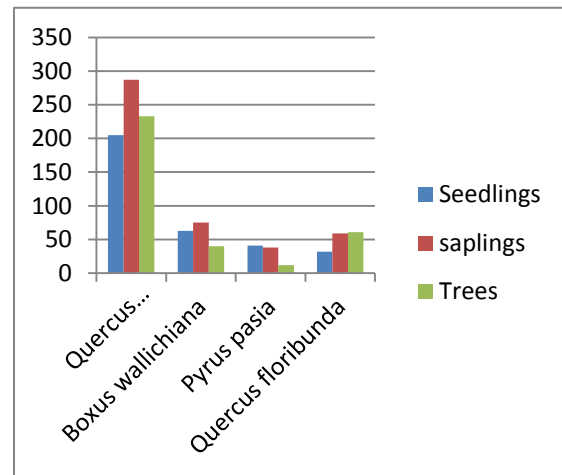
**Figure 2: Proportion of seedlings, saplings and trees of various species at Site I.**



**Figure 3: Proportion of seedlings, saplings and trees of various species at Site II.**



**Figure 4: Proportion of seedlings, saplings and trees of various species at Site III.**



**Figure 5: Proportion of seedlings, saplings and trees of various species at Site IV.**

Biotic interference like deforestation, grazing, lopping, forest fires, etc. also affect forest regeneration. The locals in the entire Pir Panjal belt heavily rely on nearby forests and thus exert tremendous pressure on them. Oak, for its multiple uses including as fodder, fuel wood, timber, etc., face serious threats in the area.

It is believed that the species showing poor or no regeneration are actually at high risk of depletion despite their dominance in the area at present (Nowacki and Abrams, 2008; Malik and Bhatt, 2016). The situation, thus, demands for an immediate and appropriate management and conservation strategy for

the Oak-dominated forests of Jammu and Kashmir.

## CONCLUSION

The area is rich in woody vegetation with Oak dominating the canopy. However, most of the tree species show very poor regeneration behaviour, which is a matter of great concern and demands immediate attention for implementation of appropriate conservation and management strategies.

## ACKNOWLEDGEMENT

Author is indebted to the University Grants Commission, New Delhi for award of FDP Fellowship during this work

## REFERENCES

- Anand, K. (2014). Revised working plan for Rajouri forest division (2014-15 to 2023-24) published by Forest department, Jammu. Pp: 12-13.
- Anonymous, (2009). India State of Forest Report 2009, Forest Survey of India, New Delhi.
- Ballabha R, Tiwari JK, Tiwari P (2013). Regeneration of tree species in the sub-tropical forest of Alaknanda Valley, Garhwal Himalaya, India. *For Sci and Prac.*, 15(2), 89-97.
- Bhat JA (2012). Diversity of flora along an altitudinal gradient in Kedarnath Wildlife Sanctuary. Ph D thesis submitted to HNB Garhwal University Srinagar.
- Curtis JT, McIntosh RP (1950). The interrelations of certain analytic and synthetic phytosociological characters. *Ecol.*, 31(3), 434-455.
- Greig-Smith P (1957). *Qualitative Plant Ecology*. 2<sup>nd</sup> edn. Butterworth, London
- Henle K, Lindenmayer DB, Margules CR, Saunders DA, Wissel C (2004). Species survival in fragmented landscapes: Where are we now? *Biodiv and Conser.*, 13(1), 1–8
- Krauchi N, Brang P, Schönenberger W (2000). Forests of mountainous regions: gaps in knowledge and research needs. *Forest Ecol and Manage.*, 132(1), 73-82.
- Malik ZA, Bhatt AB (2016). Regeneration status of tree species and survival of their seedlings in Kedarnath Wildlife Sanctuary and its adjoining areas in Western Himalaya, India. *Tropical Ecol.*, 57(4), 677-690.
- Malik ZA, Hussain A, Iqbal K (2014). Species richness and diversity along the disturbance gradient in Kedarnath Wildlife Sanctuary and its adjoining areas in Garhwal Himalaya, India. *Intern J Curr Research.*, (6),10918- 10926.
- Malik ZA, Pandey R, Bhatt AB (2016). Anthropogenic disturbances and their impact on vegetation in Western Himalaya, India. *J Mount Sci.*, 13(1), 69-82.
- Mishra R (1968). *Ecology Workbook*. Oxford and IBH Publishing Company, Calcutta.
- Nowacki GJ, Abrams MD (2008). The demise of fire and “mesophication” of forests in the eastern United States. *BioScience.*, 58(2), 123-138.
- Odum EM (1971). *Fundamentals of Ecology*. W. B. Saunders Co., Philadelphia. 148-157.
- Rao APVP, Naidu MVS, Ramavatharam N, Rao GR (2008). Characterization, classification and evaluation of soils of different land forms in Ramachandrapuram Mandal of Chitpor district in Andhra Pradesh for sustainable land use planning. *J Indi Soci of Soil Sci.*, 50 (1), 23-33.

- Singh G, Rawat GS (2012). Depletion of Oak (*Quercus* spp.) Forests in the Western Himalaya: Grazing, Fuel wood and Fodder Collection, Global Perspectives on Sustainable Forest Management, Dr. Clement A. Okia (Ed.)
- Singh S, Malik ZA, Sharma CM (2016). Tree species richness, diversity, and regeneration status in different oak (*Quercus* spp.) dominated forests of Garhwal Himalaya, India. *J Asia-Pacific Biodiversity.*, 9 (3): 293-300.
- Troup RS (1921). *Silviculture of Indian Trees*, Vol II, Clarendon Press, Oxford, pp 383-417.
- Watkinson AR (1997). Plant population dynamics. In: *Plant Ecology* (ed. M. J. Crawley) pp. 359–400. Blackwell Publishing Limited, Oxford.